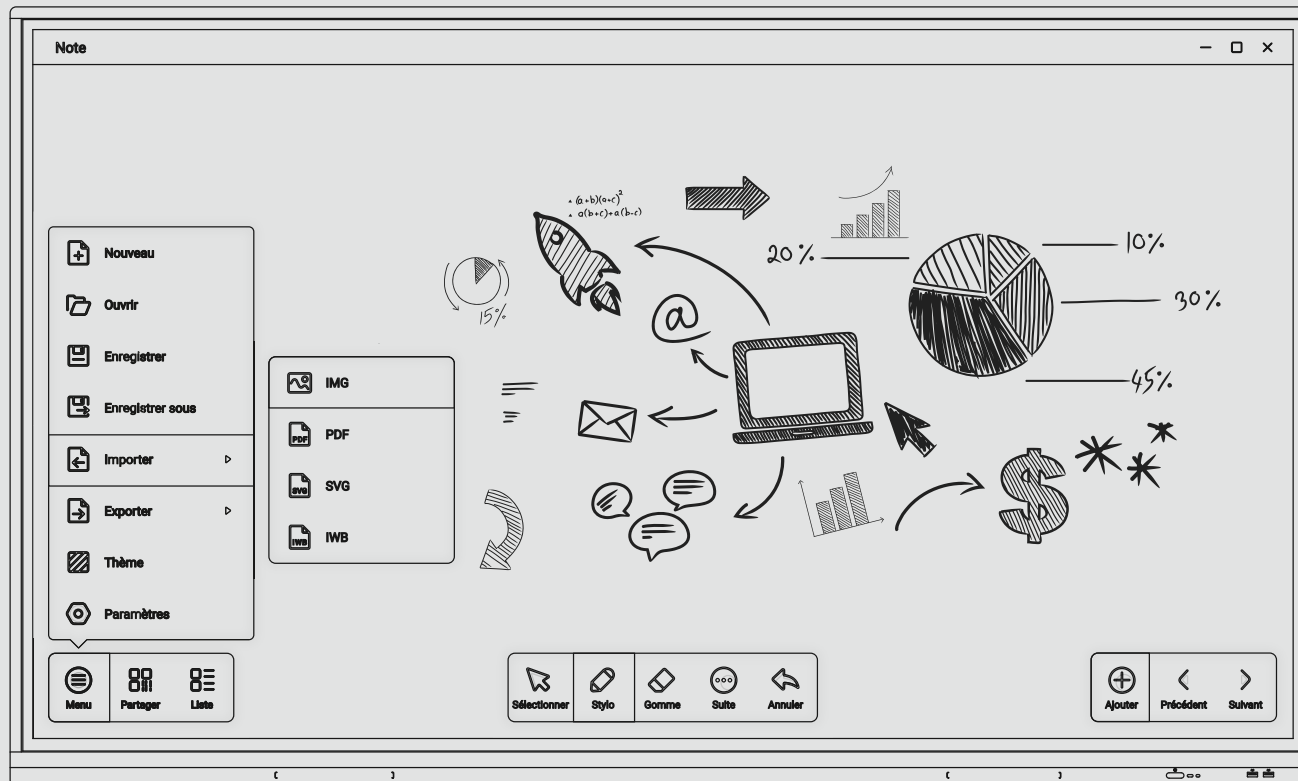


USER MANUAL

Presentation software Note 2.0


Android



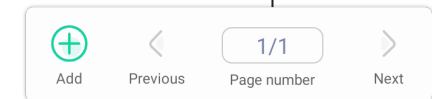

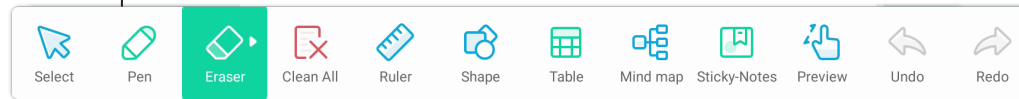
Main Features: Toolbar

This diagram groups together all the functionalities that are permanently accessible in Note.

Main Menu
Page 2



Toolbar
Page 3



Slides

Click on "Number of pages" to display your slides and navigate from one to another.



Main Menu

Files and settings

Import

- IMG
- PDF
- SVG
- IWB

Export

- IMG
- PDF
- SVG
- IWB

- New
- Open
- Save
- Save as
- Import
- Export
- Theme
- Send Email
- Settings

Settings

Eraser mode

Eraser Eraser selection

Gesture eraser

When enable, allowed to use gesture eraser

Multi-finger writing

Multi-finger writing is allowed when turned on, and multi-finger is preview when turned off

Automatic brightness

When enabled, the display brightness is automatically adjusted when writing.

Custom toolbars >

Choose which tools appear in the toolbar and which to hide in the submenu in "MORE" when Note is full screen

Handwriting recognition language >

français

Theme

Template Background

Cancel OK

Background
Change the background colour or add an image.

Menu Exit Share List

Scan to share and read.

Click to enlarge QR Code

List of presentations

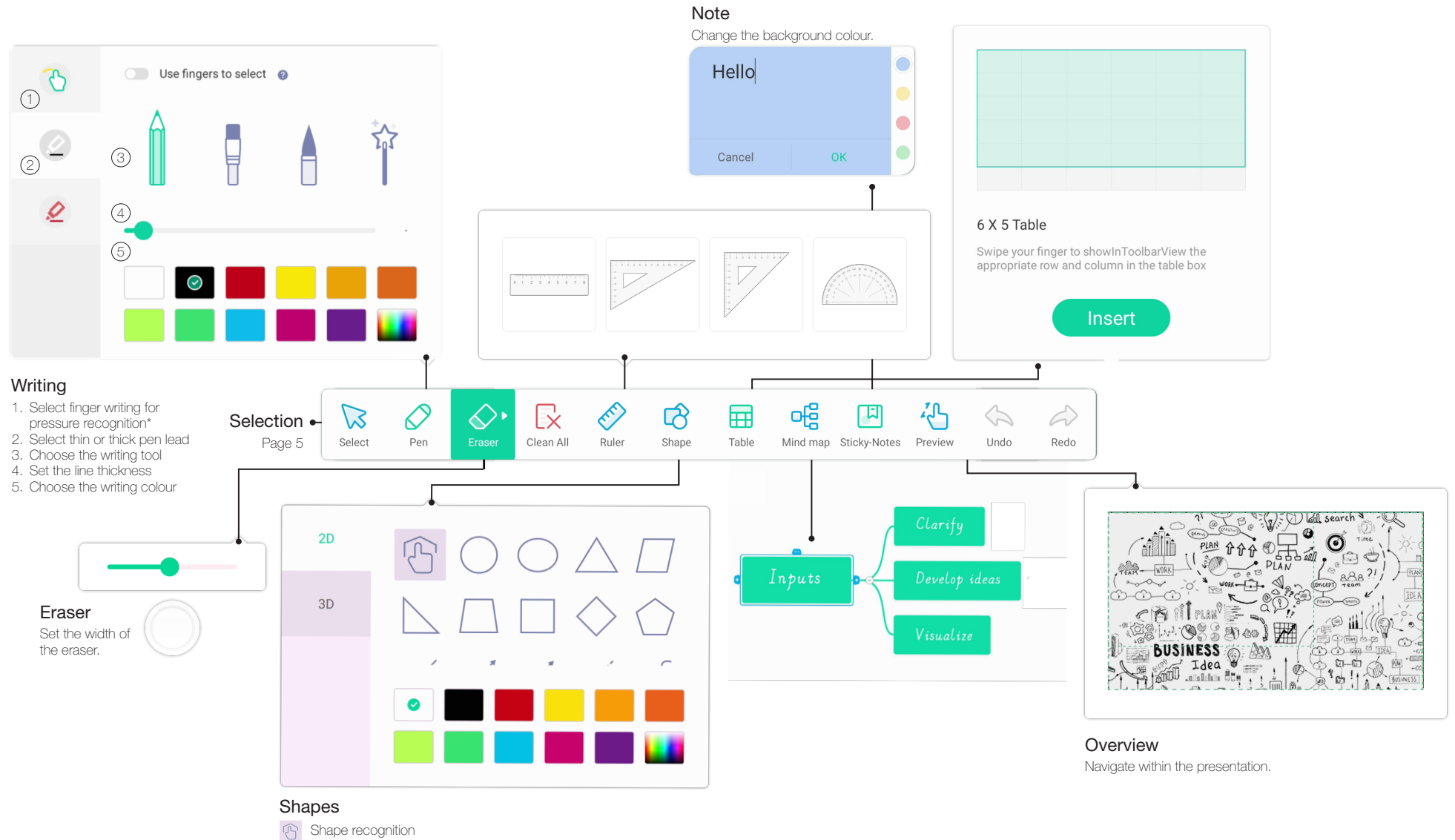
- Create New
- 0125-1531
- 0125-1518
- 0125-1525



Toolbar

Writing and drawing tools

Creation of post-its and tables



*Only for interactive displays equipped with pressure recognition.

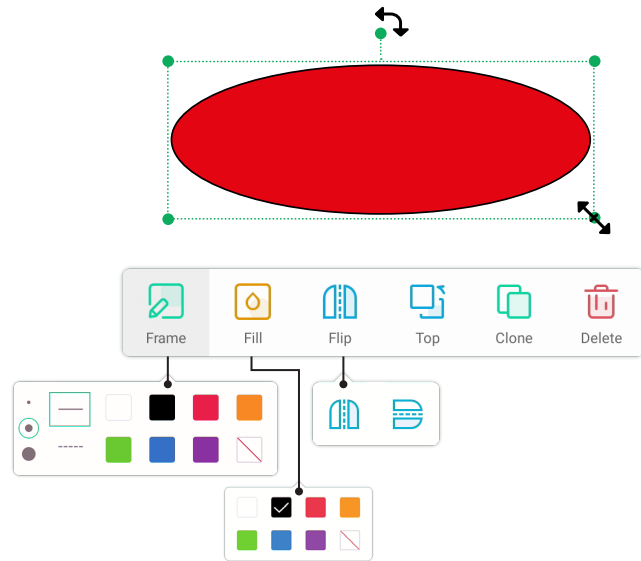




Selection

Toolbars when selecting an item

Selecting a shape



Selecting a text

