



The digital whiteboard
for teaching with Windows
on an interactive display

lolaos is designed to make creating
educational content easier and to
expand teaching possibilities via a
simple, intuitive and feature-rich tool.



Your Windows whiteboard

lolaos is designed specifically
to work with the Windows en-
vironment, so that you can use
your new tool with the tools
you already use everyday via
a powerful workspace that's
already familiar.



Agile and intuitive: the keys of success

Getting started is easy and the
possibilities are endless! Build
knowledge and captivate your
class with a collaborative interac-
tive infinite wall where your stu-
dents can work together thanks
to multi-touch technology.



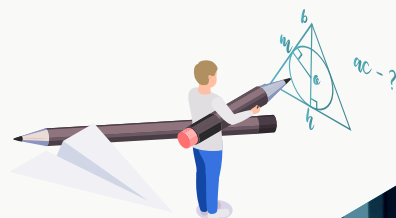
Compatible with a wide range of file formats

Whether you're importing images,
videos and documents into your
lessons, or exporting your lesson
content, lolaos supports a wide
range of formats (.pdf, .ppt, .iwb,
.jpg, .flipchart, etc.).

Create - Teach - Share

The ideal tool for planning and teaching your classes on an interactive touchscreen

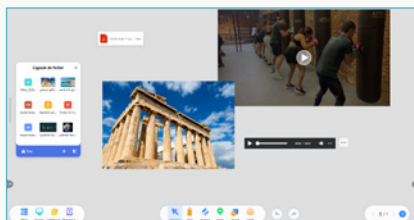
Create your lessons on your PC or directly on the interactive dis-
play with the help of a full range of teaching tools. Teach your
classes on an interactive display and share your work
with your students, or set up a virtual classroom for
hybrid and remote learning.



A giant canvas for limitless learning

Endless teaching possibilities

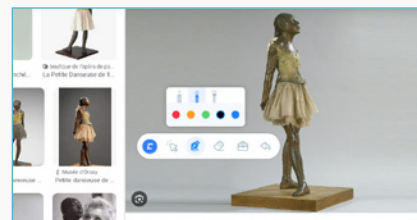
Make the most of all the different resources and features available to create dynamic and attractive content using:



Multimedia and online resources (images, videos, audio, web content, etc.).



The camera tool to project content onto the screen via a document camera.



The floating annotation toolbar which works with all Windows apps.

Give free rein to your imagination

A multitude of tools suitable for teaching at all levels from primary to higher education.



Text and shapes

Enjoy a wide range of text tools that let you write, annotate and draw using a variety of colours, styles, and line widths.


Science

Teach science at all levels with a wide range of science modules: mathematics (calculator, fractions, arithmetic, geometry), chemistry (periodic table, equations, molecular structures), physics (electrical diagrams, solar system), etc.



Games and collaboration

Add a playful, cooperative element to get your students more involved with a range of tools: the immersive reader, puzzles, flash-cards, a dice roller, timelines, polls, etc. And invite your students to join a class and participate in an activity via a PC or tablet.



How do I get lolaos?

lolaos comes as an unique activation code which is valid for life at no extra cost.

lolaos is natively available on all our Windows OPSs. Take advantage of 2 lolaos licences with your interactive display equipped with an OPS, to use it both on your screen and on your PC so that you can plan your lessons wherever you are. Also available as a standalone.